



UNF100-12A

(12V100Ah/10hr)

The rechargeable batteries are lead-lead dioxide systems. The dilute sulfuric acid electrolyte is absorbed by separators and thus immobilized.



Should the battery be accidentally overcharged producing hydrogen and oxygen, Special one-way valves allow the gases to escape thus avoiding excessive pressure build-up. Otherwise, the battery is completely sealed and is, therefore, maintenance-free, leak proof and usable in any position.

Battery Construction

Component	Positive plate	Negative plate	Container	Cover	Safety valve	Terminal	Separator	Electrolyte
Raw material	Lead dioxide	Lead	ABS	ABS	Rubber	Copper	Fiberglass	Sulfuric acid

General Feature

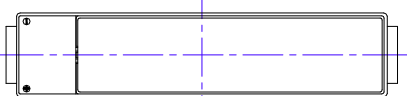
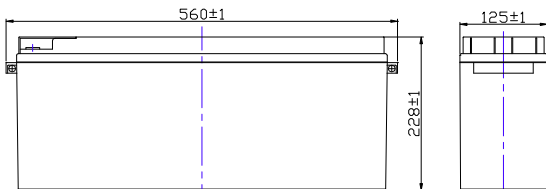
- Absorbent Glass Mat(AGM) technology for efficient gas recombination of up to 99% and freedom from electrolyte maintenance or water adding.
- Not restricted for air transport-complies with IATA/ICAO Special Provision A67.
- UL-recognized component.
- Can be mounted in any orientation.
- Computer designed lead, calcium tin alloy grid for high power density.
- Long service life, float or cyclic applications.
- Maintenance-free operation.
- Low self discharge.

Performance Characteristics

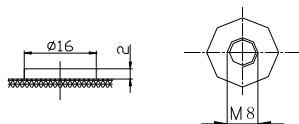
Capacity 77°F(25°C)	20 hour rate (5.7A、10.8V)	114Ah
	10 hour rate (10A、10.8V)	100Ah
	5 hour rate (19.2A、10.5V)	96Ah
	1 hour rate (72A、9.6V)	72Ah
Internal Resistance	Full charged Battery77°F(25°C): 5.5mΩ	
Capacity affected by Temperature (20 hour rate)	104° F(40°C)	102%
	77° F(25°C)	100%
	32° F(10°C)	85%
	5° F(-15°C)	65%
Self-Discharge 68°F(20°C)	Capacity after 3 month storage	90%
	Capacity after 6 month storage	80%
	Capacity after 12month storage	60%
Max. discharge current77°F(25°C): 1000A(5S)		
Charge (Constant Voltage)	Float: 13.6~13.8 V/77° F(25°C)	
	Cycle:14.4~14.7 V/77°F(25°C) Max. Current: 25A	

SPECIFICATION

- Nominal voltage 12V
- Number of cell 6
- Length(mm/inch) 560/22.0
- Width(mm/inch) 125/4.92
- Height(mm/inch) 228/8.98
- Total Height(mm/inch) 228/8.98
- Approx. Weight (kg/lbs±5%) 34.5/76.1



Terminal (F12)



Unit:mm

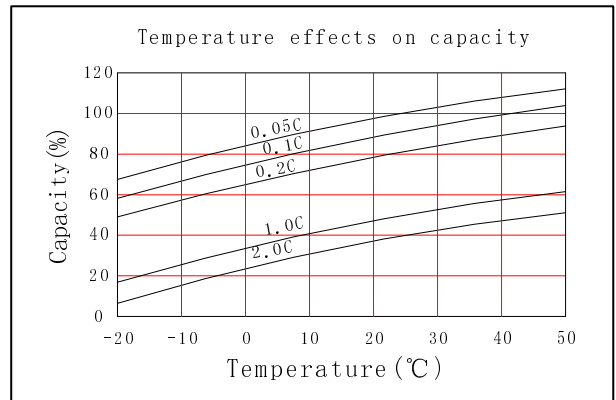
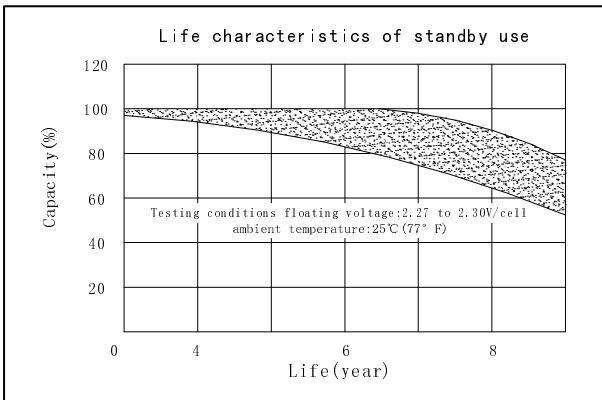
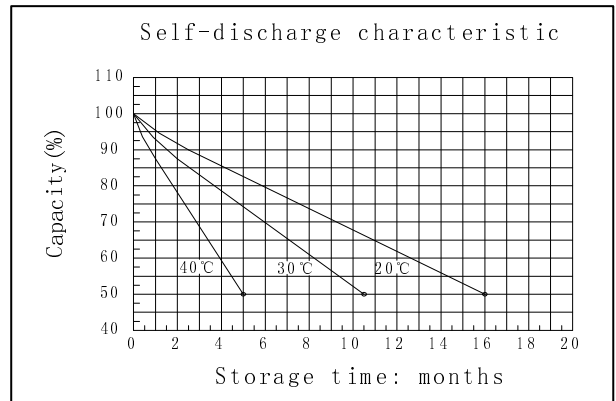
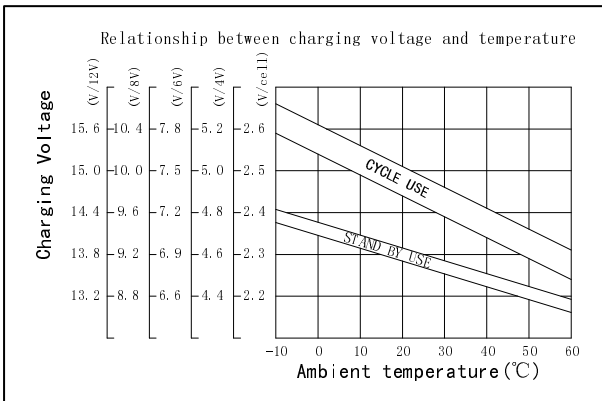
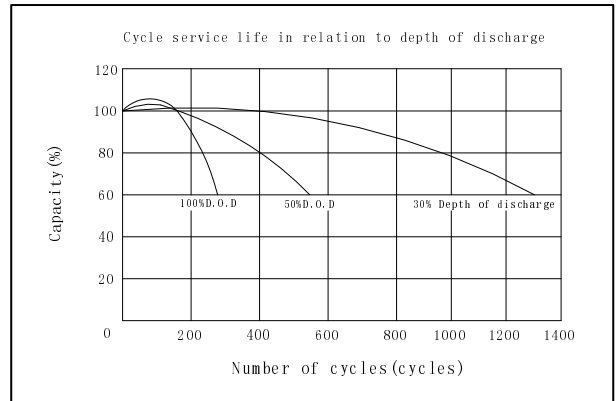
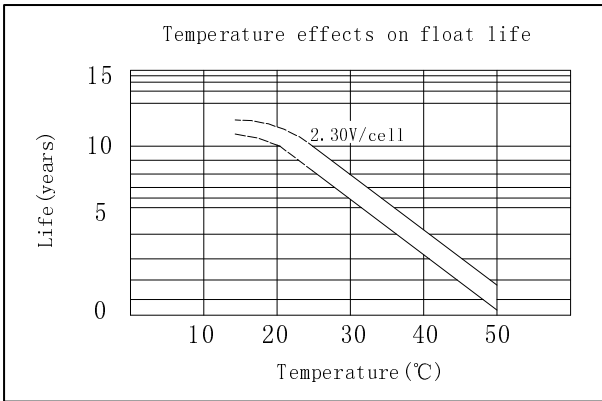
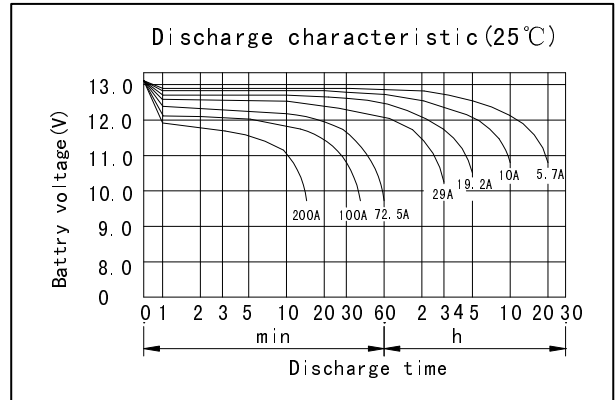
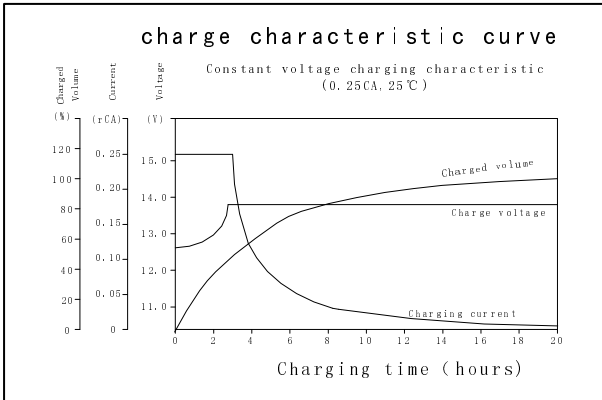
Discharge Constant Current (Amperes at 77° F25 °C)

End Point Volts/Cell	10min	15min	30min	45min	1h	3h	5h	10h	20h
1.60V	295	211	129	93.5	72.5	30.0	20.5	10.5	5.95
1.65V	280	196	124	89.3	71.0	29.5	20.1	10.4	5.90
1.70V	265	186	119	86.5	69.6	29.0	19.8	10.3	5.85
1.75V	250	175	114	84.5	67.1	28.5	19.5	10.2	5.80
1.80V	235	168	108	82.5	65.5	27.8	18.9	10.0	5.70

Discharge Constant Power (watts at 77° F 25 °C)

End Point Volts/Cell	10min	15min	30min	45min	1h	2h	3h	5h	10h
1.60V	520	365	230	173	139	77.0	56.5	39.3	20.8
1.65V	495	346	223	165	134	74.6	55.7	38.6	20.6
1.70V	470	328	213	161	132	73.5	54.9	37.8	20.4
1.75V	443	310	205	157	129	72.3	54.1	37.0	20.2
1.80V	413	285	195	153	126	71.2	53.1	36.0	19.9

(Note)The above characteristics data are average values obtained Within three charge/discharge cycles not the minimum values.



DONGGUAN OREMA POWER CO., LTD

Add: #1 Qilinling Road Shahu, Tangxia Town, Dongguan Guangdong China

TEL: +86-769- 3896 1163 +86-769- 3896 1168

FAX: +86-769- 3896 1169



www.oremabattery.com