



UNL450-2 (2V450Ah/10hr)

The rechargeable batteries are lead-lead dioxide systems. The dilute sulfuric acid electrolyte is absorbed by separators and thus immobilized.

Should the battery be accidentally overcharged producing hydrogen and oxygen, Special one-way valves allow the gases to escape thus avoiding excessive pressure build-up. Otherwise, the battery is completely sealed and is, therefore, maintenance-free, leak proof and usable in any position.

Battery Construction

Component	Positive plate	Negative plate	Container	Cover	Safety valve	Terminal	Separator	Electrolyte
Raw material	Lead dioxide	Lead	ABS	ABS	Rubber	Copper	Fiberglass	Sulfuric acid

General Feature

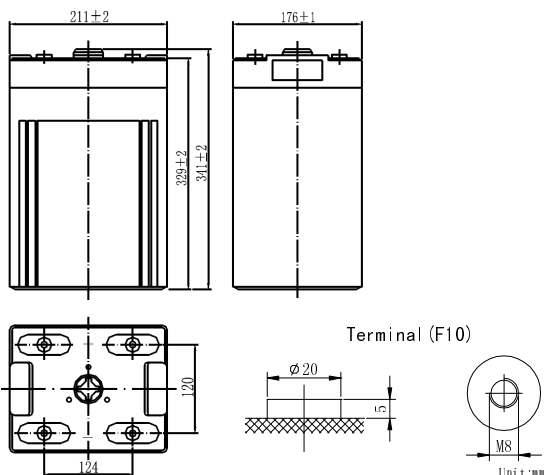
- Absorbent Glass Mat(AGM) technology for efficient gas recombination of up to 99% and freedom from electrolyte maintenance or water adding.
- Not restricted for air transport-complies with IATA/ICAO Special Provision A67.
- UL-recognized component.
- Can be mounted in any orientation.
- Computer designed lead, calcium tin alloy grid for high power density.
- Long service life, float or cyclic applications.
- Maintenance-free operation.
- Low self discharge.

Performance Characteristics

Capacity 77°F(25°C)	10 hour rate (45A、1.80V)	450Ah
	5 hour rate (81A、1.75V)	405Ah
	3 hour rate (115A、1.70V)	345Ah
	1 hour rate (270A、1.60V)	270Ah
Internal Resistance	Full charged Battery77°F(25°C): 0.7mΩ	
Capacity affected by Temperature (10 hour rate)	104° F(40°C)	102%
	77° F(25°C)	100%
	32° F(10°C)	85%
	5° F(-15°C)	65%
Self-Discharge 68°F(20°C)	Capacity after 3 month storage	90%
	Capacity after 6 month storage	80%
	Capacity after 12month storage	60%
Max. discharge current77°F(25°C): 2000A(5S)		
Charge (Constant Voltage)	Float: 2.25~2.30 V/77° F(25°C)	
	Cycle:2.35~2.45 V/77°F(25°C) Max. Current: 90A	

SPECIFICATION

- Nominal voltage 2V
 Number of cell 1
 Length(mm/inch) 210/8.27
 Width(mm/inch) 176/6.93
 Height(mm/inch) 330/13.0
 Total Height(mm/inch) 367/14.45
 Approx. Weight(kg/lbs) 28/61.7



Total height with removable cover:367

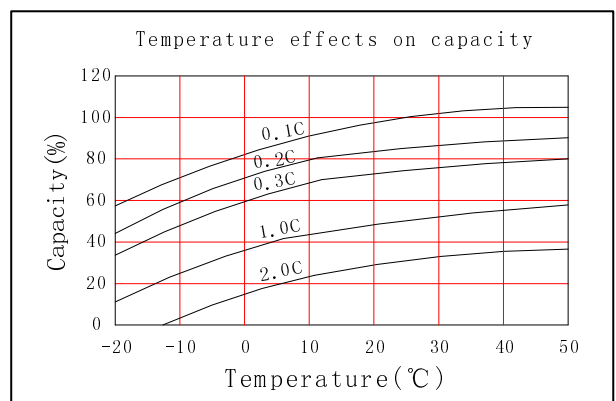
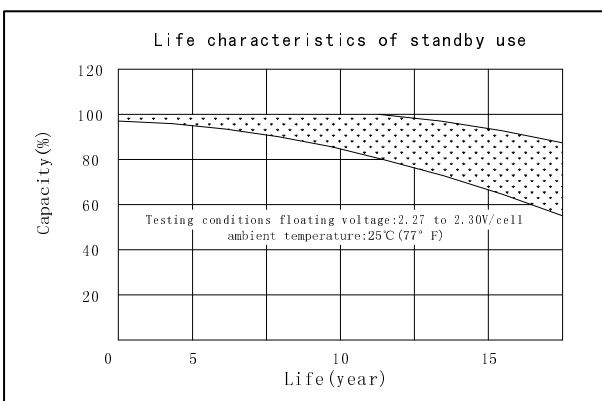
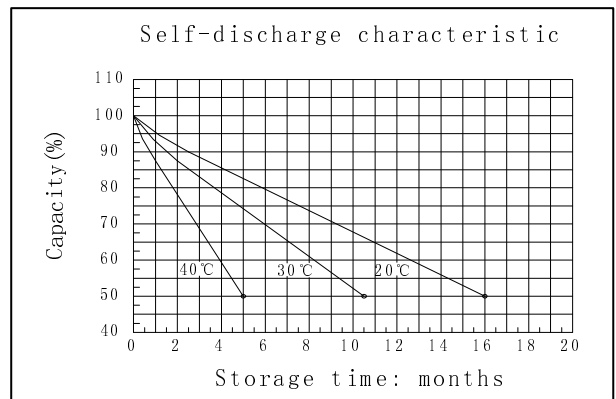
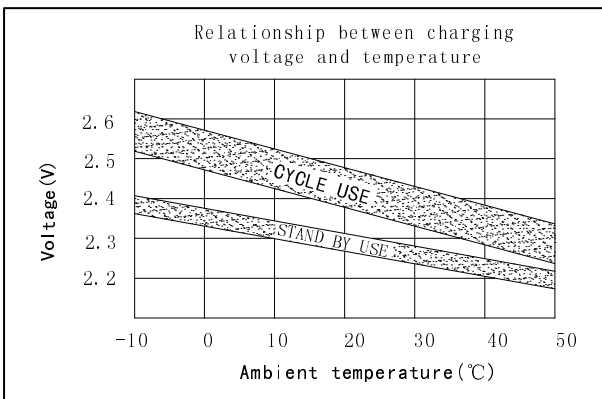
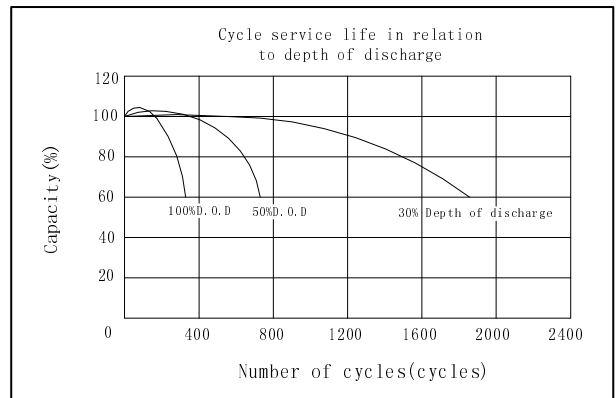
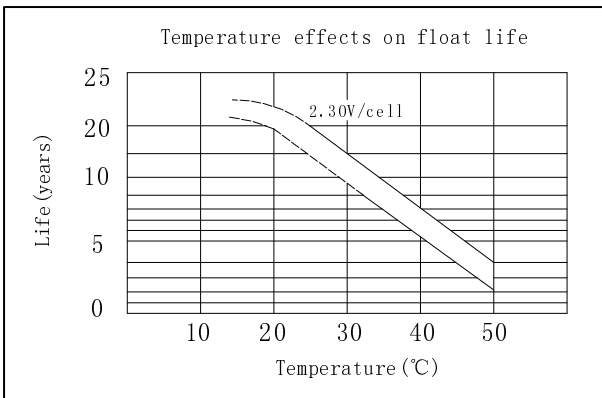
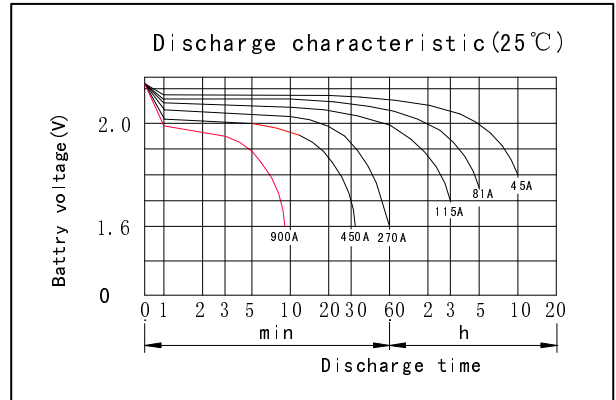
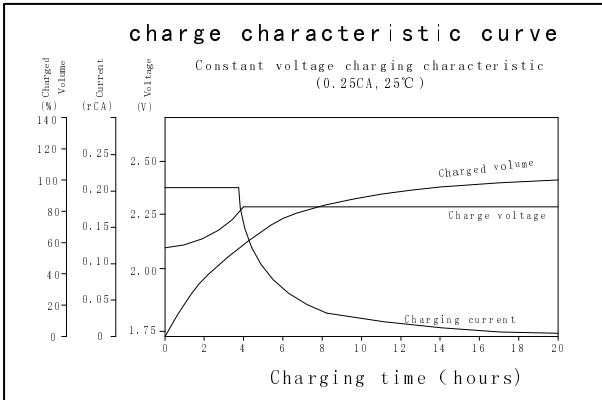
Discharge Constant Current (Amperes at 77° F 25 °C)

End Point Volts/Cell	5min	10min	15min	30min	45min	1h	3h	5h	10h
1.60V		866	663	462	359	270	123	85.2	47.0
1.65V		821	630	441	345	258	119	84.0	46.5
1.70V		774	597	420	330	246	115	82.5	46.0
1.75V		726	564	398	312	234	111	81.0	45.5
1.80V		678	530	375	296	220	106	79.5	45.0

Discharge Constant Power (watts at 77° F 25 °C)

End Point Volts/Cell	5min	10min	15min	30min	45min	1h	2h	3h	5h
1.60V		1433	1068	842	678	532	359	256	158
1.65V		1350	1010	800	648	510	342	247	155
1.70V		1266	951	756	615	486	327	234	153
1.75V		1182	893	713	582	462	317	224	149
1.80V		1100	834	669	548	437	289	206	141

(Note)The above characteristics data are average values obtained Within three charge/discharge cycles not the minimum values.



DONGGUAN OREMA POWER CO., LTD

Add: #1 Qilinling Road Shahu, Tangxia Town, Dongguan Guangdong China

TEL: +86-769- 3896 1163 +86-769- 3896 1168

FAX: +86-769- 3896 1169



www.oremabattery.com